

TCR Italy Touring Car Championship

ACI Racing Weekend 06-08 Novembre 2020

Race 1 (25 Minutes +1 Lap)


Starting Grid

2:02.904 Riccardo ROMAGNOLI	43	- 10 -	28	2:02.614 Federico PAOLINO
2:02.224 Massimiliano DANETTI	76	- 9 -	93	2:02.010 Mauro L. GUASTAMACCHIA
2:01.865 Ettore CARMINATI	47	- 8 -	81 Trico Wrt	2:01.387 Damiano REDUZZI
2:01.240 Nicola GUIDA Girasole	21	- 7 -	44 Elite Motorsport	2:00.858 Michele IMBERTI
2:00.764 Francesca RAFFAELE Target Competition	69	- 6 -	9	2:00.490 Matteo POLONI
2:00.477 Felice JELMINI	11	- 5 -	14 AKK Stefanovski	2:00.343 Igor STEFANOVSKI
2:00.276 Marco PELLEGRINI ANATRELLA Target Competition	67	- 4 -	3 Girasole	2:00.177 Simone PELLEGRINELLI
1:59.755 Salvatore TAVANO Girasole	4	- 3 -	16	1:59.536 Ronnie VALORI
1:59.428 Jonathan GIACON MM Motorsport	24	- 2 -	25 MM Motorsport	1:59.289 Alessandro GIARDELLI
1:58.869 Jacopo GUIDETTI MM Motorsport	65	- 1 -	68 BF Motorsport	1:58.608 Eric BRIGLIADORI

Pole

Published at:

Stewards:	Timekeeper:
-----------	-------------



TCR Italy Touring Car Championship

ACI Racing Weekend 06-08 Novembre 2020

Race 1 (25 Minutes +1 Lap)

Final Classification

										Best Lap		
No	Driver	Nat	Team	Car	Cl.	Laps	Total Time	Gap	Kph	Lap	Time	Kph
1	24 Jonathan GIACON	ITA	MM Motorsport	Honda Civic FK7 TCR	TCR	12	28:37.620	-	145.7	8	2:00.685	172.8
2	11 Felice JELMINI	ITA		Hyundai i30 N TCR	TCR	12	28:37.989	+0.369	145.7	8	2:00.223	173.5
3	4 Salvatore TAVANO	ITA	Girasole	Cupra Leon Compet. TCR	TCR	12	28:38.624	+1.004	145.6	9	2:00.151	173.6
4	16 Ronnie VALORI	ITA	BF Motorsport	Audi RS3 LMS	TCR	12	28:40.089	+2.469	145.5	12	2:00.095	173.7
5	93 Mauro L. GUASTAMACCHIA	ITA		Hyundai i30 N TCR Seq.	TCR	12	28:46.876	+9.256	144.9	10	2:01.187	172.1
6	68 Eric BRIGLIADORI	ITA	BF Motorsport	Audi RS3 LMS SEQ	TCR	12	28:48.470	+10.850	144.8	8	1:59.919	173.9
7	67 Marco PELLEGRINI ANATRELLA	ITA	Target Competition	Hyundai i30 N TCR	TCR	12	28:49.191	+11.571	144.7	10	2:00.385	173.2
8	25 Alessandro GIARDELLI	ITA	MM Motorsport	Honda Civic FK7 TCR	TCR	12	28:49.450	+11.830	144.7	12	2:00.294	173.4
9	81 Damiano REDUZZI	ITA	Trico Wrt	Hyundai i30 N TCR	TCR	12	28:51.008	+13.388	144.6	11	2:00.131	173.6
10	28 Federico PAOLINO	ITA		Cupra Leon Compet. TCR	TCR	12	28:54.717	+17.097	144.3	10	2:01.646	171.4
11	21 Nicola GUIDA	ITA	Girasole	Cupra Leon Compet TCR	TCR	12	28:57.221	+19.601	144.1	12	2:02.114	170.8
12	69 Francesca RAFFAELE	ITA	Target Competition	Hyundai i30 N TCR	TCR	12	28:58.295	+20.675	144.0	10	2:01.151	172.1
13	43 Riccardo ROMAGNOLI	ITA		Volkswagen Golf GTI DSG TCR	TCR DSC	12	28:59.043	+21.423	143.9	9	2:03.547	168.8
14	14 Igor STEFANOVSKI	MKD	AKK Stefanovski	Hyundai i30 N TCR	TCR	12	29:16.444	+38.824	142.5	8	2:00.497	173.1
15	9 Matteo POLONI	ITA		Audi RS3 LMS	TCR DSC	12	29:30.225	+52.605	141.4	8	2:02.991	169.6
Not classified												
3	Simone PELLEGRINELLI	ITA	Girasole	Cupra Leon Compet. TCR	TCR	1	3:21.319					
44	Michele IMBERTI	ITA	Elite Motorsport	Cupra TCR DSG	TCR DSC							
47	Ettore CARMINATI	ITA		Hyundai i30 N TCR	TCR							
Excluded												
65	Jacopo GUIDETTI	ITA	MM Motorsport	Honda Civic FK7 TCR	TCR	3	7:49.757			3	2:32.191	137.0
Not Started												
76	Massimiliano DANETTI	ITA		Honda Civic FK7 TCR	TCR							


Pole Position:	Eric BRIGLIADORI	1:58.608	175.8 Kph
Fastest Lap:	Lap8 Eric BRIGLIADORI	1:59.919	173.9 Kph

CAR #9 TIME PENALTY 25 SEC. DUE TO STEWARDS DECISION NR. 17
 CAR #81 TIME PENALTY 5 SEC. DUE TO STEWARDS DECISION NR. 19
 CAR #14 TIME PENALTY 25 SEC. DUE TO STEWARDS DECISION NR. 20
 CAR #65 EXCLUDED DUE TO STEWARDS DECISION NR.33

Published at:

Track Status: **DRY**

Stewards:	Timekeeper:



TCR Italy Touring Car Championship

ACI Racing Weekend 06-08 Novembre 2020

Race 1 (25 Minutes +1 Lap)

Final Classification by Class


									Best Lap		
No	Driver	Nat	Team	Car	Laps	Total Time	Gap	Kph	Lap	Time	Kph
TCR											
1	24 Jonathan GACON	ITA	MM Motorsport	Honda Civic FK7 TCR	12	28:37.620		145.7	8	2:00.685	172.8
2	11 Felice JELMINI	ITA		Hyundai i30 N TCR	12	28:37.989	+0.369	145.7	8	2:00.223	173.5
3	4 Salvatore TAVANO	ITA	Girasole	Cupra Leon Compet. TCR	12	28:38.624	+1.004	145.6	9	2:00.151	173.6
4	16 Ronnie VALORI	ITA	BF Motorsport	Audi RS3 LMS	12	28:40.089	+2.469	145.5	12	2:00.095	173.7
5	93 Mauro L. GUASTAMACCHIA	ITA		Hyundai i30 N TCR Seq.	12	28:46.876	+9.256	144.9	10	2:01.187	172.1
6	68 Eric BRIGLIADORI	ITA	BF Motorsport	Audi RS3 LMS SEQ	12	28:48.470	+10.850	144.8	8	1:59.919	173.9
7	67 Marco PELLEGRINI ANATRELLA	ITA	Target Competition	Hyundai i30 N TCR	12	28:49.191	+11.571	144.7	10	2:00.385	173.2
8	25 Alessandro GIARDELLI	ITA	MM Motorsport	Honda Civic FK7 TCR	12	28:49.450	+11.830	144.7	12	2:00.294	173.4
9	81 Damiano REDUZZI	ITA	Trico Wrt	Hyundai i30 N TCR	12	28:51.008	+13.388	144.6	11	2:00.131	173.6
10	28 Federico PAOLINO	ITA		Cupra Leon Compet. TCR	12	28:54.717	+17.097	144.3	10	2:01.646	171.4
11	21 Nicola GUIDA	ITA	Girasole	Cupra Leon Compet TCR	12	28:57.221	+19.601	144.1	12	2:02.114	170.8
12	69 Francesca RAFFAELE	ITA	Target Competition	Hyundai i30 N TCR	12	28:58.295	+20.675	144.0	10	2:01.151	172.1
13	14 Igor STEFANOVSKI	MKD	AKK Stefanovski	Hyundai i30 N TCR	12	29:16.444	+38.824	142.5	8	2:00.497	173.1
Not classified											
3	Simone PELLEGRINELLI	ITA	Girasole	Cupra Leon Compet. TCR	1	3:21.319			11 Laps		
47	Ettore CARMINATI	ITA		Hyundai i30 N TCR					12 Laps		
Excluded											
65	Jacopo GUIDETTI	ITA	MM Motorsport	Honda Civic FK7 TCR	3	7:49.757			9 Laps	3	2:32.191 137.0
Not Started											
76	Massimiliano DANETTI	ITA		Honda Civic FK7 TCR					12 Laps		
TCR DSG											
1	43 Riccardo ROMAGNOLI	ITA		Volkswagen Golf GTI DSG TCR	12	28:59.043		143.9	9	2:03.547	168.8
2	9 Matteo POLONI	ITA		Audi RS3 LMS	12	29:30.225	+31.182	141.4	8	2:02.991	169.6
Not classified											
44	Michele IMBERTI	ITA	Elite Motorsport	Cupra TCR DSG					12 Laps		

CAR #9 TIME PENALTY 25 SEC. DUE TO STEWARDS DECISION NR. 17
 CAR #81 TIME PENALTY 5 SEC. DUE TO STEWARDS DECISION NR. 19
 CAR #14 TIME PENALTY 25 SEC. DUE TO STEWARDS DECISION NR. 20
 CAR #65 EXCLUDED DUE TO STEWARDS DECISION NR.33

Published at:

Track Status: **DRY**

Stewards:	Timekeeper:



TCR Italy Touring Car Championship

ACI Racing Weekend 06-08 Novembre 2020

Race 1 (25 Minutes +1 Lap)

Final Classification by Group


No	Driver	Nat	Team	Car	Laps	Total Time	Gap	Kph	Best Lap		
									Lap	Time	Kph
U25											
1	68 Eric BRIGLIADORI	ITA	BF Motorsport	Audi RS3 LMS SEQ	12	28:48.470		144.8	8	1:59.919	173.9
2	25 Alessandro GIARDELLI	ITA	MM Motorsport	Honda Civic FK7 TCR	12	28:49.450	+0.980	144.7	12	2:00.294	173.4
3	69 Francesca RAFFAELE	ITA	Target Competition	Hyundai i30 N TCR	12	28:58.295	+9.825	144.0	10	2:01.151	172.1
Not classified											
44	Michele IMBERTI	ITA	Elite Motorsport	Cupra TCR DSG			12 Laps				
Excluded											
65	Jacopo GUIDETTI	ITA	MM Motorsport	Honda Civic FK7 TCR	3	7:49.757	9 Laps		3	2:32.191	137.0

CAR #9 TIME PENALTY 25 SEC. DUE TO STEWARDS DECISION NR. 17
 CAR #81 TIME PENALTY 5 SEC. DUE TO STEWARDS DECISION NR. 19
 CAR #14 TIME PENALTY 25 SEC. DUE TO STEWARDS DECISION NR. 20
 CAR #65 EXCLUDED DUE TO STEWARDS DECISION NR.33

Published at:

Track Status: **DRY**

Stewards:	Timekeeper:




TCR Italy Touring Car Championship

ACI Racing Weekend 06-08 Novembre 2020

Race 1

Lap Chart

		Lap												
No	Pos	Grid	1	2	3	4	5	6	7	8	9	10	11	12
68	1	68	65	65	65	24	24	24	24	24	24	24	24	24
65	2	65	68	68	68	68	68	68	11	11	11	68	11	11
25	3	25	24	24	24	14	14	14	68	68	68	11	4	4
24	4	24	14	14	14	11	11	11	14	14	14	14	16	16
16	5	16	11	11	11	4	4	4	4	4	4	4	93	81
4	6	4	25	25	25	93	93	93	81	81	16	16	81	93
3	7	3	4	4	4	81	81	81	93	16	93	93	67	68
67	8	67	16	16	16	69	69	69	16	93	81	81	68	67
14	9	14	81	81	81	43	43	43	43	43	43	67	25	25
11	10	11	93	93	93	16	16	16	69	69	67	25	14	14
9	11	9	9	9	9	9	9	9	9	9	25	28	28	28
69	12	69	69	69	69	28	28	28	28	28	28	43	43	21
44	13	44	43	43	43	21	21	21	25	25	21	21	21	69
21	14	21	28	28	28	67	67	67	67	69	69	69	69	43
81	15	81	21	21	21	25	25	25	21	21	9	9	9	9
47	16	47	67	67	67									
93	17	93	3											
76	18	76												
28	19	28												
43	20	43												




TCR Italy Touring Car Championship

ACI Racing Weekend 06-08 Novembre 2020

Race 1

Best Sector Times

Sector 1			Sector 2			Sector 3			Ideal Lap	Best Lap
Pos	No Driver	Time	No Driver	Time	No Driver	Time	Pos	No Driver		
1	16 R.VALORI	38.265	68 E.BRIGLIADORI	39.981	14 I.STEFANOVSKI	40.977	1	68 E.BRIGLIADORI	1:59.448	1:59.919 (1)
2	28 F.PAOLINO	38.273	11 F.JELMINI	40.315	11 F.JELMINI	41.073	2	11 F.JELMINI	1:59.975	2:00.223 (5)
3	25 A.GIARDELLI	38.283	24 J.GIACON	40.331	68 E.BRIGLIADORI	41.120	3	4 S.TAVANO	1:59.987	2:00.151 (4)
4	4 S.TAVANO	38.298	4 S.TAVANO	40.429	25 A.GIARDELLI	41.133	4	14 I.STEFANOVSKI	2:00.062	2:00.497 (8)
5	68 E.BRIGLIADORI	38.347	67 M.PELLEGRINI ANATRELLA	40.481	67 M.PELLEGRINI ANATRELLA	41.193	5	16 R.VALORI	2:00.089	2:00.095 (2)
6	81 D.REDUZZI	38.401	81 D.REDUZZI	40.492	81 D.REDUZZI	41.218	6	25 A.GIARDELLI	2:00.111	2:00.294 (6)
7	24 J.GIACON	38.443	16 R.VALORI	40.533	4 S.TAVANO	41.260	7	81 D.REDUZZI	2:00.111	2:00.131 (3)
8	21 N.GUIDA	38.506	14 I.STEFANOVSKI	40.555	16 R.VALORI	41.291	8	24 J.GIACON	2:00.225	2:00.685 (9)
9	14 I.STEFANOVSKI	38.530	25 A.GIARDELLI	40.695	24 J.GIACON	41.451	9	67 M.PELLEGRINI ANATRELLA	2:00.328	2:00.385 (7)
10	11 F.JELMINI	38.587	69 F.RAFFAELE	40.875	93 M.GUASTAMACCHIA	41.463	10	69 F.RAFFAELE	2:01.151	2:01.151 (10)
11	67 M.PELLEGRINI ANATRELLA	38.654	93 M.GUASTAMACCHIA	40.945	69 F.RAFFAELE	41.617	11	28 F.PAOLINO	2:01.165	2:01.646 (12)
12	69 F.RAFFAELE	38.659	28 F.PAOLINO	41.071	28 F.PAOLINO	41.821	12	93 M.GUASTAMACCHIA	2:01.187	2:01.187 (11)
13	93 M.GUASTAMACCHIA	38.779	21 N.GUIDA	41.124	21 N.GUIDA	42.127	13	21 N.GUIDA	2:01.757	2:02.114 (13)
14	43 R.ROMAGNOLI	39.059	65 J.GUIDETTI	41.138	9 M.POLONI	42.238	14	9 M.POLONI	2:02.759	2:02.991 (14)
15	9 M.POLONI	39.068	9 M.POLONI	41.453	43 R.ROMAGNOLI	42.389	15	43 R.ROMAGNOLI	2:03.117	2:03.547 (15)
16	65 J.GUIDETTI	41.135	43 R.ROMAGNOLI	41.669	65 J.GUIDETTI	44.162	16	65 J.GUIDETTI	2:06.435	2:32.191 (16)




TCR Italy Touring Car Championship

ACI Racing Weekend 06-08 Novembre 2020

Race 1

Best Top Speed

No Driver	Team	Class	Top 1		Top 2		Top 3		Top 4		Top 5		Avg
			Kph	Lap	Kph	Lap	Kph	Lap	Kph	Lap	Kph	Lap	
4 Salvatore TAVANO	Girasole	TCR	249.4	9	234.8	10	233.8	11	232.8	8	230.8	12	236,3
16 Ronnie VALORI	BF Motorsport	TCR	248.2	9	235.3	7	233.3	10	231.8	12	230.8	11	235,9
81 Damiano REDUZZI	Trico Wrt	TCR	247.7	11	244.9	12	243.8	9	233.3	7	230.3	10	240,0
21 Nicola GUIDA	Girasole	TCR	246.5	10	244.9	12	231.8	9	221.4	4	215.3	8	232,0
14 Igor STEFANOVSKI	AKK Stefanovski	TCR	245.4	8	242.1	11	241.6	9	238.4	10	235.3	7	240,6
24 Jonathan GIACON	MM Motorsport	TCR	245.4	10	245.4	9	245.4	8	244.3	12	242.7	11	244,6
25 Alessandro GIARDELLI	MM Motorsport	TCR	245.4	12	238.4	11	228.4	10	222.3	4	218.8	9	230,7
67 Marco PELLEGRINI ANATR	Target Competition	TCR	245.4	10	240.5	12	240.0	11	228.9	9	227.4	4	236,4
11 Felice JELMINI		TCR	244.3	8	243.8	7	243.2	10	243.2	9	241.6	12	243,2
93 Mauro L. GUASTAMACCHIA		TCR	243.2	10	242.7	11	240.5	9	238.4	12	236.3	8	240,2
68 Eric BRIGLIADORI	BF Motorsport	TCR	241.1	10	232.3	7	230.8	4	229.4	9	224.6	8	231,6
69 Francesca RAFFAELE	Target Competition	TCR	238.4	10	237.9	9	230.8	12	227.9	7	224.2	8	231,8
28 Federico PAOLINO		TCR	233.8	10	229.4	11	225.1	12	223.2	9	213.2	8	224,9
43 Riccardo ROMAGNOLI		TCR DSG	229.4	9	227.9	8	226.5	4	223.7	10	219.2	12	225,3
9 Matteo POLONI		TCR DSG	214.0	12	212.8	9	212.8	8	212.3	10	207.5	7	211,9
65 Jacopo GUIDETTI	MM Motorsport	TCR	190.1	1	148.3	3	136.4	2					158,3
3 Simone PELLEGRINELLI	Girasole	TCR	188.4	1									188,4
44 Michele IMBERTI	Elite Motorsport	TCR DSG											
47 Ettore CARMINATI		TCR											
76 Massimiliano DANETTI		TCR											




TCR Italy Touring Car Championship

ACI Racing Weekend 06-08 Novembre 2020

Race 1

Fastest Lap Sequence

Elapsed	No	Driver	Team	Car	Class	Time	Kph	Lap
5:17.566	65	Jacopo GUIDETTI	MM Motorsport	Honda Civic FK7 TCR	TCR	3:10.816	109.3	2
5:33.458	21	Nicola GUIDA	Girasole	Cupra Leon Compet TCR	TCR	3:05.935	112.2	2
7:49.757	65	Jacopo GUIDETTI	MM Motorsport	Honda Civic FK7 TCR	TCR	2:32.191	137.0	3
7:49.819	68	Eric BRIGLIADORI	BF Motorsport	Audi RS3 LMS SEQ	TCR	2:30.205	138.8	3
7:49.913	24	Jonathan GIACON	MM Motorsport	Honda Civic FK7 TCR	TCR	2:29.266	139.7	3
7:50.246	14	Igor STEFANOVSKI	AKK Stefanovski	Hyundai i30 N TCR	TCR	2:29.242	139.7	3
7:50.586	11	Felice JELMINI		Hyundai i30 N TCR	TCR	2:28.485	140.5	3
7:50.948	25	Alessandro GIARDELLI	MM Motorsport	Honda Civic FK7 TCR	TCR	2:27.865	141.0	3
7:51.074	4	Salvatore TAVANO	Girasole	Cupra Leon Compet. TCR	TCR	2:26.731	142.1	3
7:51.898	81	Damiano REDUZZI	Trico Wrt	Hyundai i30 N TCR	TCR	2:25.842	143.0	3
7:52.071	93	Mauro L. GUASTAMACCHIA		Hyundai i30 N TCR Seq.	TCR	2:25.117	143.7	3
7:52.592	9	Matteo POLONI		Audi RS3 LMS	TCR DSG	2:24.509	144.3	3
7:53.521	69	Francesca RAFFAELE	Target Competition	Hyundai i30 N TCR	TCR	2:24.088	144.7	3
7:53.830	43	Riccardo ROMAGNOLI		Volkswagen Golf GTI DSG TCR	TCR DSG	2:23.285	145.5	3
7:54.479	28	Federico PAOLINO		Cupra Leon Compet. TCR	TCR	2:22.665	146.2	3
7:55.767	21	Nicola GUIDA	Girasole	Cupra Leon Compet TCR	TCR	2:22.309	146.5	3
7:59.465	67	Marco PELLEGRINI ANATRELLA	Target Competition	Hyundai i30 N TCR	TCR	2:06.014	165.5	3
18:32.214	24	Jonathan GIACON	MM Motorsport	Honda Civic FK7 TCR	TCR	2:01.969	171.0	7
18:32.989	11	Felice JELMINI		Hyundai i30 N TCR	TCR	2:01.769	171.3	7
20:32.899	24	Jonathan GIACON	MM Motorsport	Honda Civic FK7 TCR	TCR	2:00.685	172.8	8
20:33.212	11	Felice JELMINI		Hyundai i30 N TCR	TCR	2:00.223	173.5	8
20:33.556	68	Eric BRIGLIADORI	BF Motorsport	Audi RS3 LMS SEQ	TCR	1:59.919	173.9	8



TCR Italy Touring Car Championship


ACI Racing Weekend 06-08 Novembre 2020

Race 1

Analysis by lap

Lapped

No	Lap Time	Gap	No	Lap Time	Gap	No	Lap Time	Gap	No	Lap Time	Gap	No	Lap Time	Gap	No	Lap Time	Gap
Lap 1			Lap 4			Lap 8			Lap 11			Lap 12			Lap 10		
65	2:06.750	0.000	24	2:27.986		14	2:02.807	1.549	67	2:00.385	11.234	24	2:01.362		24	2:01.722	
68	2:07.831	1.081	68	2:28.693	0.613	4	2:02.687	1.904	25	2:00.810	11.930	11	2:00.987	0.369	68	2:01.610	0.235
24	2:08.404	1.654	14	2:28.768	1.115	81	2:02.069	2.070	4	2:01.418	1.388	4	2:00.978	1.004	11	2:01.954	0.481
14	2:09.756	3.006	11	2:29.015	1.702	93	2:03.515	3.073	16	2:00.180	3.736	16	2:00.095	2.469	14	2:00.849	0.496
11	2:10.556	3.806	4	2:29.458	2.633	16	2:02.695	3.895	93	2:01.635	7.131	81	2:02.168	8.388	4	2:00.567	0.686
25	2:11.174	4.424	93	2:29.282	3.454	43	2:05.601	6.532	81	2:00.131	7.582	25	2:02.626	10.850	16	2:00.849	0.496
4	2:11.866	5.116	81	2:30.564	4.563	69	2:06.375	7.015	67	2:00.906	11.424	67	2:01.509	11.571	28	2:02.114	19.601
16	2:12.428	5.678	69	2:29.803	5.425	9	2:05.581	7.643	25	2:01.684	12.898	69	2:03.322	19.852	9	2:02.185	20.675
81	2:13.854	7.104	43	2:30.154	6.085	28	2:05.566	8.184	14	2:13.853	13.633	4	2:04.294	25.275	43	2:03.547	12.163
93	2:15.750	9.000	16	2:32.660	6.483	25	2:04.991	8.738	28	2:01.648	15.290	21	2:02.786	18.849	67	2:02.527	12.571
9	2:16.275	9.525	9	2:32.706	7.399	67	2:05.288	8.873	43	2:03.720	18.724	69	2:02.185	20.675	25	2:03.019	12.842
69	2:18.366	11.616	28	2:32.515	9.095	21	2:06.168	9.471	21	2:02.786	18.849	16	2:02.294	11.830	28	2:04.673	14.434
43	2:19.059	12.309	21	2:31.958	9.826	24	2:00.685		9	2:04.294	25.275	81	2:02.168	8.388	21	2:04.862	15.895
28	2:20.648	13.898	67	2:29.707	11.273	11	2:00.223	0.313	67	2:01.684	12.898	93	2:03.487	9.256	69	2:09.197	17.817
21	2:27.523	20.773	25	2:39.154	12.203	68	1:59.919	0.657	14	2:13.853	13.633	14	2:01.553	13.824	9	2:10.197	19.225
67	2:45.443	38.693	Lap 5			14	2:00.497	1.361	28	2:03.853	13.633	28	2:03.169	17.097	Lap 10		
3	3:21.319	1:14.569	24	3:26.298		4	2:01.392	2.611	14	2:13.853	13.633	21	2:02.114	19.601	24	2:01.722	
Lap 2			68	3:26.919	1.234	81	2:03.308	4.693	28	2:01.648	15.290	69	2:02.185	20.675	68	2:01.610	0.235
65	3:10.816		14	3:26.857	1.674	16	2:01.949	5.159	43	2:03.720	18.724	4	2:04.294	25.275	11	2:01.954	0.481
68	3:11.783	2.048	11	3:27.209	2.613	93	2:03.486	5.874	21	2:02.786	18.849	16	2:02.294	11.830	14	2:00.849	0.496
24	3:12.243	3.081	4	3:28.066	4.401	43	2:03.690	9.537	69	2:03.322	19.852	81	2:02.168	8.388	4	2:00.567	0.686
14	3:11.248	3.438	93	3:28.056	5.212	69	2:03.211	9.541	9	2:04.294	25.275	93	2:03.487	9.256	16	2:00.095	2.469
11	3:11.545	4.535	81	3:29.160	7.425	9	2:02.991	9.949	25	2:02.691	10.744	68	2:00.626	10.850	81	2:02.168	8.388
25	3:11.909	5.517	69	3:28.598	7.725	28	2:03.183	10.682	67	2:02.777	10.965	67	2:01.509	11.571	25	2:03.019	12.842
4	3:12.477	6.777	43	3:29.275	9.062	25	2:02.691	10.744	21	2:03.168	11.954	25	2:00.294	11.830	28	2:04.673	14.434
16	3:12.240	7.102	16	3:29.402	9.587	67	2:02.777	10.965	14	2:00.921		14	2:01.553	13.824	21	2:04.862	15.895
81	3:12.202	8.490	9	3:29.133	10.234	21	2:03.168	11.954	4	2:00.151	1.841	69	2:02.185	20.675	69	2:09.197	17.817
93	3:11.204	9.388	28	3:29.118	11.915	24	2:00.921		16	2:01.202	5.440	4	2:04.294	25.275	9	2:10.197	19.225
9	3:11.808	10.517	21	3:29.149	12.677	81	2:00.857	0.249	93	2:01.794	6.747	14	2:01.553	13.824	28	2:04.673	14.434
69	3:11.067	11.867	67	3:28.355	13.330	11	2:00.611	0.347	67	2:04.679	8.451	28	2:03.169	17.097	21	2:04.862	15.895
43	3:11.486	12.979	25	3:28.632	14.537	68	2:00.611	0.347	43	2:03.547	12.163	69	2:02.185	20.675	69	2:09.197	17.817
28	3:11.166	14.248	Lap 6			14	2:00.929	1.369	67	2:02.527	12.571	4	2:04.294	25.275	9	2:10.197	19.225
21	3:05.935	15.892	24	2:46.048		4	2:00.151	1.841	25	2:02.527	12.571	16	2:02.294	11.830	25	2:03.019	12.842
67	3:08.008	35.885	68	2:45.074	0.260	16	2:01.202	5.440	28	2:04.673	14.434	81	2:02.168	8.388	28	2:04.673	14.434
Lap 3			14	2:45.085	0.711	93	2:01.794	6.747	21	2:04.862	15.895	93	2:03.487	9.256	21	2:04.862	15.895
65	2:32.191		11	2:44.410	0.975	81	2:04.679	8.451	67	2:01.509	11.571	68	2:00.626	10.850	67	2:01.509	11.571
68	2:30.205	0.062	4	2:42.833	1.186	43	2:03.547	12.163	25	2:02.691	10.744	67	2:01.509	11.571	25	2:02.691	10.744
24	2:29.266	0.156	93	2:42.363	1.527	67	2:02.527	12.571	14	2:00.921		9	2:04.294	25.275	9	2:04.294	25.275
14	2:29.242	0.489	81	2:40.593	1.970	25	2:03.019	12.842	4	2:00.151	1.841	14	2:01.553	13.824	14	2:01.553	13.824
11	2:28.485	0.829	69	2:40.932	2.609	28	2:04.673	14.434	16	2:01.202	5.440	28	2:03.169	17.097	28	2:03.169	17.097
25	2:27.865	1.191	43	2:39.886	2.900	21	2:04.862	15.895	93	2:01.794	6.747	21	2:02.114	19.601	21	2:02.114	19.601
4	2:26.731	1.317	16	2:39.630	3.169	69	2:09.197	17.817	43	2:03.547	12.163	69	2:02.185	20.675	69	2:02.185	20.675
16	2:27.054	1.965	9	2:39.845	4.031	9	2:10.197	19.225	67	2:02.527	12.571	4	2:04.294	25.275	4	2:04.294	25.275
81	2:25.842	2.141	28	2:38.720	4.587	Lap 7			25	2:02.691	10.744	16	2:02.294	11.830	16	2:02.294	11.830
93	2:25.117	2.314	21	2:38.643	5.272	24	2:01.969		14	2:00.921		81	2:02.168	8.388	81	2:02.168	8.388
9	2:24.509	2.835	67	2:38.272	5.554	11	2:01.769	0.775	11	2:00.857	0.249	93	2:03.487	9.256	93	2:03.487	9.256
69	2:24.088	3.764	25	2:37.227	5.716	68	2:03.132	1.423	68	2:00.611	0.347	68	2:00.626	10.850	68	2:00.626	10.850
43	2:23.285	4.073	Lap 7			Lap 10			67	2:01.509	11.571	67	2:01.509	11.571	67	2:01.509	11.571
28	2:22.665	4.722	24	2:01.969		24	2:01.722		25	2:02.691	10.744	25	2:02.691	10.744	25	2:02.691	10.744
21	2:22.309	6.010	11	2:01.769	0.775	68	2:01.610	0.235	67	2:02.527	12.571	67	2:02.527	12.571	67	2:02.527	12.571
67	2:06.014	9.708	68	2:03.132	1.423	81	2:01.438	8.167	9	2:04.294	25.275	9	2:04.294	25.275	9	2:04.294	25.275




TCR Italy Touring Car Championship

ACI Racing Weekend 06-08 Novembre 2020

Race 1

Sector Analysis

Invalidated Lap							Personal Best		Session Best		Crossing the pit lane								
Lap	Time	Sector 1	Sector 2	Sector 3	T.Sp	Elapsed	Lap	Time	Sector 1	Sector 2	Sector 3	T.Sp	Elapsed						
<div><div>3</div><div>Simone PELLEGRINELLI</div><div>ITA</div><div>Girasole</div><div>Cupra Leon Compet. TCR</div></div>							<div><div>6</div><div>2:45.085</div><div>57.941</div><div>54.490</div><div>52.654</div><div>129.6</div><div>16:30.956</div></div>												
1	3:21.319B	1:11.372	1:01.223	1:08.724	188.4	3:21.319	7	2:02.807	39.666	41.413	41.728	235.3	18:33.763						
<div><div>4</div><div>Salvatore TAVANO</div><div>ITA</div><div>Girasole</div><div>Cupra Leon Compet. TCR</div></div>							<div><div>8</div><div>2:00.497</div><div>38.732</div><div>40.788</div><div>40.977</div><div>245.4</div><div>20:34.260</div></div>												
1	2:11.866	43.868	42.437	45.561	191.1	2:11.866	9	2:00.929	38.530	40.555	41.844	241.6	22:35.189						
2	3:12.477	58.084	1:12.187	1:02.206	147.7	5:24.343	10	2:00.849	38.644	40.669	41.536	238.4	24:36.038						
3	2:26.731	47.816	51.294	47.621	154.0	7:51.074	11	2:13.853	50.782	41.387	41.684	242.1	26:49.891						
4	2:29.458	39.917	47.048	1:02.493	216.1	10:20.532	12	2:01.553	38.622	40.670	42.261	231.3	28:51.444						
5	3:28.066	1:09.166	1:13.297	1:05.603	161.3	13:48.598	<div><div>16</div><div>Ronnie VALORI</div><div>ITA</div><div>BF Motorsport</div><div>Audi RS3 LMS</div></div>												
6	2:42.833	57.849	53.529	51.455	115.5	16:31.431	1	2:12.428	43.932	42.583	45.913	195.5	2:12.428						
7	2:02.687	39.326	41.603	41.758	228.9	18:34.118	2	3:12.240	57.927	1:12.729	1:01.584	156.4	5:24.668						
8	2:01.392	38.516	41.616	41.260	232.8	20:35.510	3	2:27.054	48.615	50.907	47.532	142.7	7:51.722						
9	2:00.151	38.298	40.445	41.408	249.4	22:35.661	4	2:32.660	42.870	48.100	1:01.690	226.0	10:24.382						
10	2:00.567	38.576	40.595	41.396	234.8	24:36.228	5	3:29.402	1:18.238	1:04.086	1:07.078	147.7	13:53.784						
11	2:01.418	39.579	40.429	41.410	233.8	26:37.646	6	2:39.630	56.872	54.030	48.728	128.2	16:33.414						
12	2:00.978	38.789	40.851	41.338	230.8	28:38.624	7	2:02.695	39.764	41.447	41.484	235.3	18:36.109						
<div><div>9</div><div>Matteo POLONI</div><div>ITA</div><div></div><div>Audi RS3 LMS</div></div>							<div><div>8</div></div>							2:01.949	38.628	41.741	41.580	226.0	20:38.058
1	2:16.275	46.136	43.072	47.067	192.4	2:16.275	9	2:01.202	38.881	40.807	41.514	248.2	22:39.260						
2	3:11.808	57.093	1:12.775	1:01.940	144.8	5:28.083	10	2:00.554	38.322	40.933	41.299	233.3	24:39.814						
3	2:24.509	48.424	50.113	45.972	164.2	7:52.592	11	2:00.180	38.343	40.533	41.304	230.8	26:39.994						
4	2:32.706	41.222	49.587	1:01.897	203.6	10:25.298	12	2:00.095	38.265	40.539	41.291	231.8	28:40.089						
5	3:29.133	1:19.855	1:02.129	1:07.149	151.0	13:54.431	<div><div>21</div><div>Nicola GUIDA</div><div>ITA</div><div>Girasole</div><div>Cupra Leon Compet TCR</div></div>												
6	2:39.845	56.764	54.064	49.017	141.7	16:34.276	1	2:27.523	49.242	47.404	50.877	187.4	2:27.523						
7	2:05.581	39.625	43.195	42.761	207.5	18:39.857	2	3:05.935	50.191	1:13.096	1:02.648	132.6	5:33.458						
8	2:02.991	39.150	41.453	42.388	212.8	20:42.848	3	2:22.309	48.606	47.939	45.764	161.8	7:55.767						
9	2:10.197	40.591	46.832	42.774	212.8	22:53.045	4	2:31.958	40.148	49.340	1:02.470	221.4	10:27.725						
10	2:04.194	39.225	42.731	42.238	212.3	24:57.239	5	3:29.149	1:23.748	58.400	1:07.001	137.8	13:56.874						
11	2:04.294	39.709	42.285	42.300	199.1	27:01.533	6	2:38.643	56.935	52.774	48.934	150.0	16:35.517						
12	2:03.692	39.068	41.864	42.760	214.0	29:05.225	7	2:06.168	40.908	42.106	43.154	196.2	18:41.685						
<div><div>11</div><div>Felice JELMINI</div><div>ITA</div><div></div><div>Hyundai i30 N TCR</div></div>							<div><div>8</div></div>							2:03.168	39.345	41.525	42.298	215.3	20:44.853
1	2:10.556	43.851	42.008	44.697	200.6	2:10.556	9	2:04.862	40.026	42.709	42.127	231.8	22:49.715						
2	3:11.545	57.765	1:12.018	1:01.762	137.3	5:22.101	10	2:02.606	38.604	41.569	42.433	246.5	24:52.321						
3	2:28.485	47.798	50.806	49.881	128.5	7:50.586	11	2:02.786	39.429	41.124	42.233	201.0	26:55.107						
4	2:29.015	40.170	46.143	1:02.702	230.8	10:19.601	12	2:02.114	38.506	41.241	42.367	244.9	28:57.221						
5	3:27.209	1:08.620	1:13.458	1:05.131	144.6	13:46.810	<div><div>24</div><div>Jonathan GIACON</div><div>ITA</div><div>MM Motorsport</div><div>Honda Civic FK7 TCR</div></div>												
6	2:44.410	57.910	53.929	52.571	122.4	16:31.220	1	2:08.404	42.641	41.463	44.300	190.1	2:08.404						
7	2:01.769	38.846	41.595	41.328	243.8	18:32.989	2	3:12.243	58.626	1:11.252	1:02.365	125.4	5:20.647						
8	2:00.223	38.587	40.563	41.073	244.3	20:33.212	3	2:29.266	48.147	51.174	49.945	143.8	7:49.913						
9	2:00.857	38.751	40.786	41.320	243.2	22:34.069	4	2:27.986	39.687	45.458	1:02.841	236.9	10:17.899						
10	2:01.954	39.093	40.976	41.885	243.2	24:36.023	5	3:26.298	1:06.963	1:14.739	1:04.596	150.6	13:44.197						
11	2:00.979	39.103	40.315	41.561	241.1	26:37.002	6	2:46.048	57.689	54.624	53.735	129.7	16:30.245						
12	2:00.987	38.649	40.852	41.486	241.6	28:37.989	7	2:01.969	39.430	40.876	41.663	227.0	18:32.214						
<div><div>14</div><div>Igor STEFANOVSKI</div><div>MKD</div><div>AKK Stefanovski</div><div>Hyundai i30 N TCR</div></div>							<div><div>8</div><div>2:00.685</div><div>38.443</div><div>40.732</div><div>41.510</div><div>245.4</div><div>20:32.899</div></div>												
1	2:09.756	43.485	42.117	44.154	198.8	2:09.756	9	2:00.921	38.511	40.849	41.561	245.4	22:33.820						
2	3:11.248	57.856	1:11.985	1:01.407	138.9	5:21.004	10	2:01.722	38.666	41.027	42.029	245.4	24:35.542						
3	2:29.242	48.078	51.114	50.050	131.6	7:50.246	11	2:00.716	38.934	40.331	41.451	242.7	26:36.528						
4	2:28.768	39.835	46.018	1:02.915	227.0	10:19.014	12	2:01.362	38.790	40.960	41.612	244.3	28:37.620						
5	3:26.857	1:08.081	1:14.120	1:04.656	157.8	13:45.871	<div><div>25</div><div>Alessandro GIARDELLI</div><div>ITA</div><div>MM Motorsport</div><div>Honda Civic FK7 TCR</div></div>												
<div><div>14</div><div>Igor STEFANOVSKI</div><div>MKD</div><div>AKK Stefanovski</div><div>Hyundai i30 N TCR</div></div>							<div><div>1</div></div>							2:11.174	43.301	42.987	44.886	187.8	2:11.174
1	2:09.756	43.485	42.117	44.154	198.8	2:09.756	2	3:11.909	58.046	1:11.915	1:01.948	138.0	5:23.083						
2	3:11.248	57.856	1:11.985	1:01.407	138.9	5:21.004													
3	2:29.242	48.078	51.114	50.050	131.6	7:50.246													
4	2:28.768	39.835	46.018	1:02.915	227.0	10:19.014													
5	3:26.857	1:08.081	1:14.120	1:04.656	157.8	13:45.871													




TCR Italy Touring Car Championship

ACI Racing Weekend 06-08 Novembre 2020

Race 1

Sector Analysis

Invalidated Lap							Personal Best							Session Best							Crossing the pit lane						
Lap	Time	Sector 1	Sector 2	Sector 3	T.Spd	Elapsed	Lap	Time	Sector 1	Sector 2	Sector 3	T.Spd	Elapsed	Lap	Time	Sector 1	Sector 2	Sector 3	T.Spd	Elapsed	Lap	Time	Sector 1	Sector 2	Sector 3	T.Spd	Elapsed
3	2:27.865	48.079	50.837	48.949	136.4	7:50.948	9	2:02.527	39.638	41.067	41.822	228.9	22:46.391	10	2:00.385	38.695	40.497	41.193	245.4	24:46.776	11	2:00.906	38.654	40.481	41.771	240.0	26:47.682
4	2:39.154	57.309	46.610	55.235	222.3	10:30.102	12	2:01.509	38.787	40.722	42.000	240.5	28:49.191														
5	3:28.632	1:25.099	56.464	1:07.069	152.7	13:58.734	<div>68Eric BRIGLIADORIITA</div>																				
6	2:37.227	56.764	52.708	47.755	144.6	16:35.961	BF MotorsportAudi RS3 LMS SEQ																				
7	2:04.991	39.816	42.586	42.589	205.5	18:40.952	1	2:07.831	42.274	41.627	43.930	186.8	2:07.831	2	3:11.783	58.240	1:11.544	1:01.999	125.5	5:19.614	3	2:30.205	47.210	52.276	50.719	154.9	7:49.819
8	2:02.691	39.123	41.179	42.389	212.3	20:43.643	4	2:28.693	39.893	45.906	1:02.894	230.8	10:18.512	5	3:26.919	1:07.470	1:14.614	1:04.835	148.7	13:45.431	6	2:45.074	57.533	54.554	52.987	128.1	16:30.505
9	2:03.019	40.146	41.467	41.406	218.8	22:46.662	7	2:03.132	39.269	42.400	41.463	232.3	18:33.637	8	1:59.919	38.347	40.452	41.120	224.6	20:33.556	9	2:00.611	38.478	40.795	41.338	229.4	22:34.167
10	2:00.810	38.669	40.695	41.446	228.4	24:47.472	10	2:01.610	38.426	41.252	41.932	241.1	24:35.777	11	2:12.067	50.309	39.981	41.777	222.8	26:47.844	12	2:00.626	38.753	40.646	41.227	224.2	28:48.470
11	2:01.684	39.327	41.224	41.133	238.4	26:49.156	<div>69Francesca RAFFAELEITA</div>																				
12	2:00.294	38.283	40.817	41.194	245.4	28:49.450	Target CompetitionHyundai i30 N TCR																				
							1	2:18.366	47.716	44.858	45.792	186.8	2:18.366	2	3:11.067	55.639	1:13.688	1:01.740	144.2	5:29.433	3	2:24.088	48.136	49.818	46.134	170.4	7:53.521
							4	2:29.803	40.387	47.794	1:01.622	212.3	10:23.324	5	3:28.598	1:11.850	1:10.388	1:06.360	146.5	13:51.922	6	2:40.932	57.155	53.793	49.984	118.7	16:32.854
							7	2:06.375	40.057	44.019	42.299	227.9	18:39.229	8	2:03.211	39.080	41.838	42.293	224.2	20:42.440	9	2:09.197	45.754	41.485	41.958	237.9	22:51.637
							10	2:01.151	38.659	40.875	41.617	238.4	24:52.788	11	2:03.322	39.542	41.648	42.132	214.4	26:56.110	12	2:02.185	38.713	41.346	42.126	230.8	28:58.295
							<div>81Damiano REDUZZIITA</div>																				
							Trico WrtHyundai i30 N TCR																				
							1	2:13.854	44.767	42.811	46.276	197.3	2:13.854	2	3:12.202	57.875	1:12.234	1:02.093	153.8	5:26.056	3	2:25.842	48.671	50.560	46.611	149.1	7:51.898
							4	2:30.564	41.242	46.970	1:02.352	229.9	10:22.462	5	3:29.160	1:11.305	1:11.114	1:06.741	151.2	13:51.622	6	2:40.593	56.977	53.737	49.879	120.3	16:32.215
							7	2:02.069	39.077	41.327	41.665	233.3	18:34.284	8	2:03.308	38.796	40.820	43.692	229.9	20:37.592	9	2:04.679	41.928	40.734	42.017	243.8	22:42.271
							10	2:01.438	39.376	40.844	41.218	230.3	24:43.709	11	2:00.131	38.401	40.492	41.238	247.7	26:43.840	12	2:02.168	39.880	40.957	41.331	244.9	28:46.008
							<div>93Mauro L. GUASTAMACCHIAITA</div>																				
							Hyundai i30 N TCR Seq.																				
							1	2:15.750	46.309	41.837	47.604	197.7	2:15.750	2	3:11.204	57.093	1:12.366	1:01.745	146.3	5:26.954	3	2:25.117	48.332	50.736	46.049	145.7	7:52.071
							4	2:29.282	39.986	46.697	1:02.599	220.5	10:21.353	5	3:28.056	1:10.525	1:11.613	1:05.918	158.5	13:49.409							




TCR Italy Touring Car Championship

ACI Racing Weekend 06-08 Novembre 2020

Race 1

Sector Analysis

— Invalidated Lap							■ Personal Best		■ Session Best		B Crossing the pit lane				
Lap	Time	Sector 1	Sector 2	Sector 3	T.Spd	Elapsed	Lap	Time	Sector 1	Sector 2	Sector 3	T.Spd	Elapsed		
6	2:42.363	57.768	53.594	51.001	111.7	16:31.772									
7	2:03.515	39.524	41.920	42.071	227.9	18:35.287									
8	2:03.486	39.170	41.977	42.339	236.3	20:38.773									
9	2:01.794	38.801	41.388	41.605	240.5	22:40.567									
10	2:01.187	38.779	40.945	41.463	243.2	24:41.754									
11	2:01.635	38.911	40.984	41.740	242.7	26:43.389									
12	2:03.487	40.756	41.010	41.721	238.4	28:46.876									



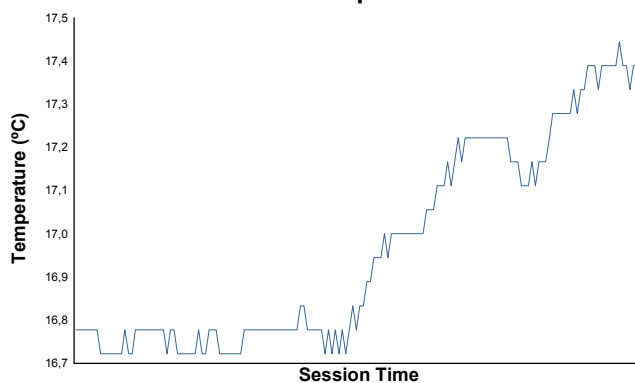
ACI Racing Weekend 06-08 Novembre 2020

TCR Italy Touring Car Championship


Race 1

Weather Report

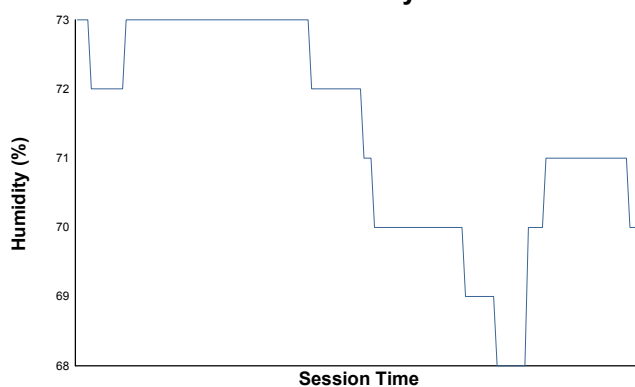
Air Temperature



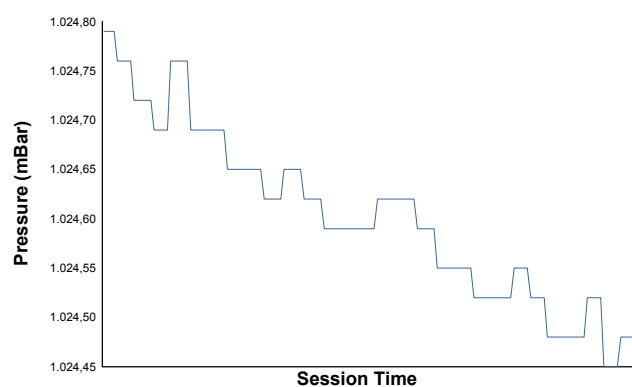
Track Temperature



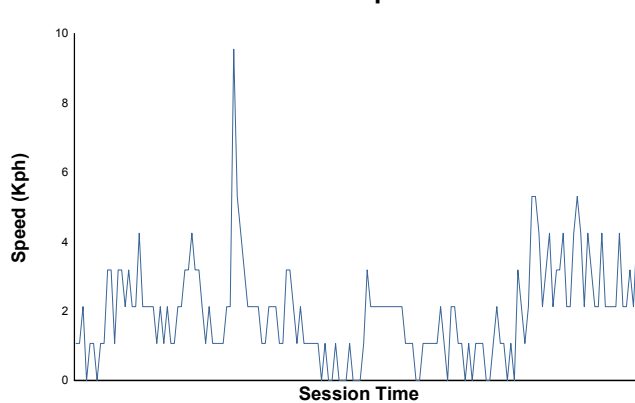
Humidity



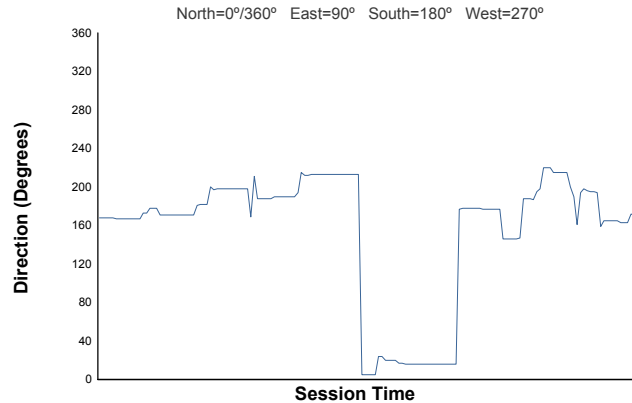
Pressure



Wind Speed



Wind Direction



Track Status: **DRY**