

TCR Italy Touring Car Championship

ACI Racing Weekend 06-08 Novembre 2020

Race 2 (25 Minutes +1 Lap)

Starting Grid

2:02.614 Federico PAOLINO	28	- 9 -	43	2:02.904 Riccardo ROMAGNOLI
2:00.490 Matteo POLONI	9	- 8 -	93	2:02.010 Mauro L. GUASTAMACCHIA
2:01.240 Nicola GUIDA	Girasole 21	- 7 -	81	Trico Wrt 2:01.387 Damiano REDUZZI
2:00.764 Francesca RAFFAELE	Target Competition 69	- 6 -	44	Elite Motorsport 2:00.858 Michele IMBERTI
2:00.343 Igor STEFANOVSKI	AKK Stefanovski 14	- 5 -	11	2:00.477 Felice JELMINI
1:59.289 Alessandro GIARDELLI	MM Motorsport 25	- 4 -	68	BF Motorsport 1:58.608 Eric BRIGLIADORI
1:59.536 Ronnie VALORI	BF Motorsport 16	- 3 -	24	MM Motorsport 1:59.428 Jonathan GIACON
2:00.177 Simone PELLEGRINELLI	Girasole 3	- 2 -	4	Girasole 1:59.755 Salvatore TAVANO
		- 1 -	67	Target Competition 2:00.276 Marco PELLEGRINI ANATRELLA


Pole

CAR #9 DROP OF 4 POSITION ON GRID DUE TO STEWARD POSITION NR. 21

Published at:

Stewards:

Timekeeper:



TCR Italy Touring Car Championship

ACI Racing Weekend 06-08 Novembre 2020

Race 2 (25 Minutes +1 Lap)

Final Classification

No	Driver	Nat	Team	Car	Cl.	Laps	Total Time	Gap	Kph	Best Lap		
										Lap	Time	Kph
1	24 Jonathan GIACON	ITA	MM Motorsport	Honda Civic FK7 TCR	TCR	13	27:53.459	-	162.0	11	1:59.759	174.1
2	68 Eric BRIGLIADORI	ITA	BF Motorsport	Audi RS3 LMS SEQ	TCR	13	27:54.172	+0.713	161.9	12	1:59.274	174.8
3	4 Salvatore TAVANO	ITA	Girasole	Cupra Leon Compet. TCR	TCR	13	28:02.278	+8.819	161.2	7	2:00.786	172.7
4	69 Francesca RAFFAELE	ITA	Target Competition	Hyundai i30 N TCR	TCR	13	28:11.950	+18.491	160.2	8	2:00.813	172.6
5	16 Ronnie VALORI	ITA	BF Motorsport	Audi RS3 LMS	TCR	13	28:14.583	+21.124	160.0	11	2:00.026	173.8
6	93 Mauro L. GUASTAMACCHIA	ITA		Hyundai i30 N TCR Seq.	TCR	13	28:16.791	+23.332	159.8	9	2:01.524	171.6
7	9 Matteo POLONI	ITA		Audi RS3 LMS	TCR DSC	13	28:17.143	+23.684	159.7	7	2:01.211	172.1
8	28 Federico PAOLINO	ITA		Cupra Leon Compet. TCR	TCR	13	28:23.532	+30.073	159.1	5	2:01.711	171.3
9	44 Michele IMBERTI	ITA	Elite Motorsport	Cupra TCR DSG	TCR DSC	13	28:24.153	+30.694	159.1	5	2:01.554	171.6
10	21 Nicola GUIDA	ITA	Girasole	Cupra Leon Compet TCR	TCR	13	28:37.452	+43.993	157.9	5	2:02.396	170.4
11	43 Riccardo ROMAGNOLI	ITA		Volkswagen Golf GTI DSG TCR	TCR DSC	13	28:37.822	+44.363	157.8	13	2:03.337	169.1
12	25 Alessandro GIARDELLI	ITA	MM Motorsport	Honda Civic FK7 TCR	TCR	12	29:38.430	1 Lap	140.7	9	2:00.373	173.3
Not classified												
67	Marco PELLEGRINI ANATRELLA	ITA	Target Competition	Hyundai i30 N TCR	TCR	7	16:55.607			4	2:01.909	171.1
11	Felice JELMINI	ITA		Hyundai i30 N TCR	TCR	6	14:08.792			4	2:00.475	173.1
81	Damiano REDUZZI	ITA	Trico Wrt	Hyundai i30 N TCR	TCR	6	14:22.134			5	2:01.164	172.1
14	Igor STEFANOVSKI	MKD	AKK Stefanovski	Hyundai i30 N TCR	TCR	5	11:55.746			5	2:01.413	171.8
3	Simone PELLEGRINELLI	ITA	Girasole	Cupra Leon Compet. TCR	TCR	1	4:11.213					

Pole Position:

Marco PELLEGRINI ANATRELLA

2:00.276

173.4 Kph

Fastest Lap:

Lap12

Eric BRIGLIADORI

1:59.274

174.8 Kph

CAR#44 TIME PENALTY 10 SEC. DUE TO STEWARDS DECISION NR. 45
CAR#67 TIME PENALTY 10 SEC. DUE TO STEWARDS DECISION NR. 46


Published at:

Track Status:

DRY

Stewards:

Timekeeper:



TCR Italy Touring Car Championship

ACI Racing Weekend 06-08 Novembre 2020

Race 2 (25 Minutes +1 Lap)

Final Classification by Class


									Best Lap		
No	Driver	Nat	Team	Car	Laps	Total Time	Gap	Kph	Lap	Time	Kph
TCR											
1	24 Jonathan GIACON	ITA	MM Motorsport	Honda Civic FK7 TCR	13	27:53.459		162.0	11	1:59.759	174.1
2	68 Eric BRIGLIADORI	ITA	BF Motorsport	Audi RS3 LMS SEQ	13	27:54.172	+0.713	161.9	12	1:59.274	174.8
3	4 Salvatore TAVANO	ITA	Girasole	Cupra Leon Compet. TCR	13	28:02.278	+8.819	161.2	7	2:00.786	172.7
4	69 Francesca RAFFAELE	ITA	Target Competition	Hyundai i30 N TCR	13	28:11.950	+18.491	160.2	8	2:00.813	172.6
5	16 Ronnie VALORI	ITA	BF Motorsport	Audi RS3 LMS	13	28:14.583	+21.124	160.0	11	2:00.026	173.8
6	93 Mauro L. GUASTAMACCHIA	ITA		Hyundai i30 N TCR Seq.	13	28:16.791	+23.332	159.8	9	2:01.524	171.6
7	28 Federico PAOLINO	ITA		Cupra Leon Compet. TCR	13	28:23.532	+30.073	159.1	5	2:01.711	171.3
8	21 Nicola GUIDA	ITA	Girasole	Cupra Leon Compet TCR	13	28:37.452	+43.993	157.9	5	2:02.396	170.4
9	25 Alessandro GIARDELLI	ITA	MM Motorsport	Honda Civic FK7 TCR	12	29:38.430	1 Lap	140.7	9	2:00.373	173.3
Not classified											
67	Marco PELLEGRINI ANATRELLA	ITA	Target Competition	Hyundai i30 N TCR	7	16:55.607	6 Laps		4	2:01.909	171.1
11	Felice JELMINI	ITA		Hyundai i30 N TCR	6	14:08.792	7 Laps		4	2:00.475	173.1
81	Damiano REDUZZI	ITA	Trico Wrt	Hyundai i30 N TCR	6	14:22.134	7 Laps		5	2:01.164	172.1
14	Igor STEFANOVSKI	MKD	AKK Stefanovski	Hyundai i30 N TCR	5	11:55.746	8 Laps		5	2:01.413	171.8
3	Simone PELLEGRINELLI	ITA	Girasole	Cupra Leon Compet. TCR	1	4:11.213	12 Laps				
TCR DSG											
1	9 Matteo POLONI	ITA		Audi RS3 LMS	13	28:17.143		159.7	7	2:01.211	172.1
2	44 Michele IMBERTI	ITA	Elite Motorsport	Cupra TCR DSG	13	28:24.153	+7.010	159.1	5	2:01.554	171.6
3	43 Riccardo ROMAGNOLI	ITA		Volkswagen Golf GTI DSG TCR	13	28:37.822	+20.679	157.8	13	2:03.337	169.1

CAR#44 TIME PENALTY 10 SEC. DUE TO STEWARDS DECISION NR. 45
CAR#67 TIME PENALTY 10 SEC. DUE TO STEWARDS DECISION NR. 46

Published at:

Track Status: **DRY**

Stewards:	Timekeeper:



TCR Italy Touring Car Championship

ACI Racing Weekend 06-08 Novembre 2020

Race 2 (25 Minutes +1 Lap)

Final Classification by Group


										Best Lap	
No	Driver	Nat	Team	Car	Laps	Total Time	Gap	Kph	Lap	Time	Kph
U25											
1	68 Eric BRIGLIADORI	ITA	BF Motorsport	Audi RS3 LMS SEQ	13	27:54.172		161.9	12	1:59.274	174.8
2	69 Francesca RAFFAELE	ITA	Target Competition	Hyundai i30 N TCR	13	28:11.950	+17.778	160.2	8	2:00.813	172.6
3	44 Michele IMBERTI	ITA	Elite Motorsport	Cupra TCR DSG	13	28:24.153	+29.981	159.1	5	2:01.554	171.6
4	25 Alessandro GIARDELLI	ITA	MM Motorsport	Honda Civic FK7 TCR	12	29:38.430	1 Lap	140.7	9	2:00.373	173.3

CAR#44 TIME PENALTY 10 SEC. DUE TO STEWARDS DECISION NR. 45
CAR#67 TIME PENALTY 10 SEC. DUE TO STEWARDS DECISION NR. 46

Published at:

Track Status: **DRY**

Stewards:	Timekeeper:




TCR Italy Touring Car Championship

ACI Racing Weekend 06-08 Novembre 2020

Race 2

Lap Chart

		Lap												
No	Pos	Grid	1	2	3	4	5	6	7	8	9	10	11	12
67	1	67	67	67	4	4	24	24	24	24	24	24	24	24
3	2	3	4	4	67	24	4	4	4	4	68	68	68	68
4	3	4	24	24	24	67	68	68	68	68	4	4	4	4
16	4	16	25	25	16	16	67	44	44	44	69	69	69	69
24	5	24	16	16	68	68	16	67	69	69	44	44	44	44
25	6	25	68	68	81	81	81	93	93	93	93	93	93	16
68	7	68	81	81	14	14	11	69	9	9	9	9	9	93
14	8	14	44	44	44	11	14	9	28	28	16	16	16	9
11	9	11	14	14	11	44	44	28	16	16	28	28	28	28
69	10	69	93	93	93	93	93	11	43	43	43	43	43	21
44	11	44	69	69	69	69	69	43	21	21	21	21	21	43
21	12	21	43	43	43	28	28	16	67	25	25	25	25	25
81	13	81	28	28	28	9	9	21	25					
9	14	9	11	11	9	43	43	81						
93	15	93	9	9	21	21	21	25						
28	16	28	21	21	25	25	25							
43	17	43	3											




TCR Italy Touring Car Championship

ACI Racing Weekend 06-08 Novembre 2020

Race 2

Best Sector Times

Sector 1			Sector 2			Sector 3			Ideal Lap	Best Lap
Pos	No Driver	Time	No Driver	Time	No Driver	Time	Pos	No Driver		
1	68 E.BRIGLIADORI	38.260	68 E.BRIGLIADORI	39.878	68 E.BRIGLIADORI	40.921	1	68 E.BRIGLIADORI	1:59.059	1:59.274 (1)
2	16 R.VALORI	38.318	24 J.GIACON	40.161	16 R.VALORI	41.076	2	24 J.GIACON	1:59.681	1:59.759 (2)
3	24 J.GIACON	38.339	14 I.STEFANOVSKI	40.317	25 A.GIARDELLI	41.124	3	16 R.VALORI	1:59.738	2:00.026 (3)
4	28 F.PAOLINO	38.393	67 M.PELLEGRINI ANATRELLA	40.322	24 J.GIACON	41.181	4	25 A.GIARDELLI	2:00.167	2:00.373 (4)
5	11 F.JELMINI	38.442	16 R.VALORI	40.344	4 S.TAVANO	41.205	5	4 S.TAVANO	2:00.257	2:00.786 (6)
6	69 F.RAFFAELE	38.457	25 A.GIARDELLI	40.399	9 M.POLONI	41.266	6	11 F.JELMINI	2:00.475	2:00.475 (5)
7	4 S.TAVANO	38.550	4 S.TAVANO	40.502	11 F.JELMINI	41.299	7	69 F.RAFFAELE	2:00.514	2:00.813 (7)
8	14 I.STEFANOVSKI	38.567	81 D.REDUZZI	40.604	69 F.RAFFAELE	41.434	8	14 I.STEFANOVSKI	2:00.539	2:01.413 (10)
9	25 A.GIARDELLI	38.644	69 F.RAFFAELE	40.623	81 D.REDUZZI	41.640	9	67 M.PELLEGRINI ANATRELLA	2:00.679	2:01.909 (14)
10	67 M.PELLEGRINI ANATRELLA	38.668	11 F.JELMINI	40.734	14 I.STEFANOVSKI	41.655	10	9 M.POLONI	2:00.936	2:01.211 (9)
11	9 M.POLONI	38.671	93 M.GUASTAMACCHIA	40.791	44 M.IMBERTI	41.663	11	81 D.REDUZZI	2:01.044	2:01.164 (8)
12	21 N.GUIDA	38.722	44 M.IMBERTI	40.962	67 M.PELLEGRINI ANATRELLA	41.689	12	93 M.GUASTAMACCHIA	2:01.359	2:01.524 (11)
13	81 D.REDUZZI	38.800	9 M.POLONI	40.999	93 M.GUASTAMACCHIA	41.767	13	44 M.IMBERTI	2:01.486	2:01.554 (12)
14	93 M.GUASTAMACCHIA	38.801	21 N.GUIDA	41.100	28 F.PAOLINO	42.158	14	28 F.PAOLINO	2:01.682	2:01.711 (13)
15	44 M.IMBERTI	38.861	28 F.PAOLINO	41.131	21 N.GUIDA	42.214	15	21 N.GUIDA	2:02.036	2:02.396 (15)
16	43 R.ROMAGNOLI	39.130	43 R.ROMAGNOLI	41.635	43 R.ROMAGNOLI	42.267	16	43 R.ROMAGNOLI	2:03.032	2:03.337 (16)




TCR Italy Touring Car Championship

ACI Racing Weekend 06-08 Novembre 2020

Race 2

Best Top Speed

No Driver	Team	Class	Top 1		Top 2		Top 3		Top 4		Top 5		Avg
			Kph	Lap	Kph	Lap	Kph	Lap	Kph	Lap	Kph	Lap	
4 Salvatore TAVANO	Girasole	TCR	248.2	3	246.5	12	245.4	11	244.3	5	244.3	4	245,7
28 Federico PAOLINO		TCR	246.5	6	243.8	5	242.7	11	241.1	13	241.1	9	243,0
24 Jonathan GIACON	MM Motorsport	TCR	246.0	9	246.0	13	244.9	12	244.3	8	244.3	7	245,1
67 Marco PELLEGRINI ANAT	Target Competition	TCR	244.9	4	238.4	3	233.8	5	232.3	6	228.4	7	235,6
69 Francesca RAFFAELE	Target Competition	TCR	244.9	11	243.2	9	242.1	12	238.9	13	238.4	5	241,5
93 Mauro L. GUASTAMACCHI/		TCR	244.3	11	241.1	13	237.9	8	236.9	10	236.9	6	239,4
11 Felice JELMINI		TCR	243.8	6	238.4	4	237.9	5	237.4	3	193.1	1	230,1
21 Nicola GUIDA	Girasole	TCR	243.8	13	242.1	7	240.5	10	238.9	12	237.4	5	240,5
25 Alessandro GIARDELLI	MM Motorsport	TCR	243.2	9	243.2	8	243.2	12	242.7	11	242.7	7	243,0
81 Damiano REDUZZI	Trico Wrt	TCR	241.6	6	221.4	4	221.0	5	209.1	3	199.1	1	218,4
44 Michele IMBERTI	Elite Motorsport	TCR DSG	239.5	6	234.8	9	229.9	8	228.9	5	227.4	7	232,1
16 Ronnie VALORI	BF Motorsport	TCR	238.4	8	237.4	9	236.3	10	234.3	13	234.3	11	236,1
68 Eric BRIGLIADORI	BF Motorsport	TCR	236.3	10	233.8	8	233.3	12	232.8	13	232.3	11	233,7
43 Riccardo ROMAGNOLI		TCR DSG	233.8	6	231.3	10	230.8	8	230.3	7	229.4	11	231,1
14 Igor STEFANOVSKI	AKK Stefanovski	TCR	228.4	4	227.9	5	220.5	3	198.0	1	95.6	2	194,1
9 Matteo POLONI		TCR DSG	227.9	10	226.5	6	224.6	7	222.3	9	221.4	13	224,5
3 Simone PELLEGRINELLI	Girasole	TCR	179.4	1									179,4




TCR Italy Touring Car Championship

ACI Racing Weekend 06-08 Novembre 2020

Race 2

Fastest Lap Sequence

Elapsed	No	Driver	Team	Car	Class	Time	Kph	Lap
5:46.599	67	Marco PELLEGRINI ANATRELLA	Target Competition	Hyundai i30 N TCR	TCR	2:49.954	122.7	2
5:46.786	4	Salvatore TAVANO	Girasole	Cupra Leon Compet. TCR	TCR	2:48.162	124.0	2
5:47.453	24	Jonathan GIACON	MM Motorsport	Honda Civic FK7 TCR	TCR	2:47.920	124.2	2
5:47.784	25	Alessandro GIARDELLI	MM Motorsport	Honda Civic FK7 TCR	TCR	2:47.524	124.5	2
5:48.522	16	Ronnie VALORI	BF Motorsport	Audi RS3 LMS	TCR	2:47.429	124.6	2
5:48.699	68	Eric BRIGLIADORI	BF Motorsport	Audi RS3 LMS SEQ	TCR	2:46.042	125.6	2
5:48.994	81	Damiano REDUZZI	Trico Wrt	Hyundai i30 N TCR	TCR	2:45.615	125.9	2
5:49.209	44	Michele IMBERTI	Elite Motorsport	Cupra TCR DSG	TCR DSG	2:44.948	126.4	2
5:49.448	14	Igor STEFANOVSKI	AKK Stefanovski	Hyundai i30 N TCR	TCR	2:43.967	127.2	2
5:49.932	93	Mauro L. GUASTAMACCHIA		Hyundai i30 N TCR Seq.	TCR	2:43.338	127.7	2
5:50.159	69	Francesca RAFFAELE	Target Competition	Hyundai i30 N TCR	TCR	2:42.827	128.1	2
5:50.508	43	Riccardo ROMAGNOLI		Volkswagen Golf GTI DSG TCR	TCR DSG	2:41.594	129.1	2
5:51.974	11	Felice JELMINI		Hyundai i30 N TCR	TCR	2:40.954	129.6	2
5:52.377	9	Matteo POLONI		Audi RS3 LMS	TCR DSG	2:40.465	130.0	2
5:55.088	21	Nicola GUIDA	Girasole	Cupra Leon Compet TCR	TCR	2:39.381	130.8	2
7:49.059	4	Salvatore TAVANO	Girasole	Cupra Leon Compet. TCR	TCR	2:02.273	170.6	3
7:50.630	16	Ronnie VALORI	BF Motorsport	Audi RS3 LMS	TCR	2:02.108	170.8	3
9:50.291	4	Salvatore TAVANO	Girasole	Cupra Leon Compet. TCR	TCR	2:01.232	172.0	4
9:50.842	24	Jonathan GIACON	MM Motorsport	Honda Civic FK7 TCR	TCR	2:01.103	172.2	4
9:52.153	68	Eric BRIGLIADORI	BF Motorsport	Audi RS3 LMS SEQ	TCR	2:00.924	172.5	4
9:54.916	11	Felice JELMINI		Hyundai i30 N TCR	TCR	2:00.475	173.1	4
13:53.339	68	Eric BRIGLIADORI	BF Motorsport	Audi RS3 LMS SEQ	TCR	2:00.199	173.5	6
17:53.232	24	Jonathan GIACON	MM Motorsport	Honda Civic FK7 TCR	TCR	2:00.068	173.7	8
21:55.753	68	Eric BRIGLIADORI	BF Motorsport	Audi RS3 LMS SEQ	TCR	1:59.427	174.6	10
25:54.655	68	Eric BRIGLIADORI	BF Motorsport	Audi RS3 LMS SEQ	TCR	1:59.274	174.8	12



TCR Italy Touring Car Championship


ACI Racing Weekend 06-08 Novembre 2020

Race 2

Analysis by lap

Lapped

No	Lap Time	Gap	No	Lap Time	Gap	No	Lap Time	Gap	No	Lap Time	Gap	No	Lap Time	Gap	No	Lap Time	Gap
Lap 1			Lap 4			Lap 7			Lap 10			Lap 13			Lap 16		
67	2:56.645	0.000	4	2:01.232		24	2:00.991		24	2:00.169		24	2:00.210		24	2:00.169	
4	2:58.624	1.979	24	2:01.103	0.551	4	2:00.979	0.361	68	1:59.427	2.092	68	1:59.517	0.713	68	1:59.628	1.961
24	2:59.533	2.888	67	2:01.909	1.197	68	2:00.199	0.733	4	2:01.342	4.288	4	2:02.516	8.819	4	2:00.900	5.429
25	3:00.260	3.615	16	2:01.114	1.453	44	2:02.917	7.870	69	2:01.425	14.066	69	2:01.642	18.491	69	2:01.699	16.006
16	3:01.093	4.448	68	2:00.924	1.862	67	2:02.382	8.423	44	2:01.580	14.834	44	2:02.167	20.694	44	2:01.668	16.743
68	3:02.657	6.012	81	2:01.347	3.056	93	2:02.635	8.780	93	2:01.717	16.204	16	2:00.485	21.124	93	2:01.707	18.152
81	3:03.379	6.734	14	2:01.750	4.042	69	2:02.494	9.025	9	2:01.577	17.157	93	2:02.340	23.332	9	2:01.808	19.206
44	3:04.261	7.616	11	2:00.475	4.625	28	2:03.622	12.818	16	2:00.342	19.475	28	2:03.337	44.363	16	2:00.026	19.742
14	3:05.481	8.836	44	2:02.560	5.714	11	2:13.178	16.186	28	2:02.300	22.206	43	2:03.453	43.993	28	2:01.816	24.263
93	3:06.594	9.949	93	2:02.081	6.504	43	2:06.040	18.050	43	2:03.456	33.239	21	2:03.714	30.073	43	2:03.816	37.296
69	3:07.332	10.687	69	2:02.341	7.436	16	2:17.927	19.227	21	2:03.687	33.868	21	2:03.337	44.363	21	2:03.310	37.419
43	3:08.914	12.269	28	2:03.027	9.800	21	2:06.591	20.854	25	2:00.373	1 Lap	25	2:00.851	1 Lap	25	2:00.861	1 Lap
28	3:10.215	13.570	9	2:02.770	10.028	81	2:27.623	29.528	28	2:02.971	20.075						
11	3:11.020	14.375	43	2:04.687	10.887	25	2:01.749	1 Lap	43	2:03.747	29.952						
9	3:11.912	15.267	21	2:03.878	14.182				21	2:03.142	30.350						
21	3:15.707	19.062							25	2:00.438	1 Lap						
3	4:11.213	1:14.568															
Lap 2			Lap 5			Lap 8			Lap 11			Lap 14			Lap 17		
67	2:49.954		24	2:00.773		24	2:00.068		24	1:59.759		24	1:59.829		24	1:59.829	
4	2:48.162	0.187	4	2:01.697	0.373	4	2:01.541	2.062	4	2:01.541	2.062	68	1:59.274	1.406	68	1:59.274	1.406
24	2:47.920	0.854	68	2:00.987	1.525	68	2:01.336	2.065	68	2:01.336	2.065	4	2:00.913	6.513	4	2:00.913	6.513
25	2:47.524	1.185	67	2:02.159	2.032	44	2:02.142	11.345	44	2:02.142	11.345	69	2:00.882	17.059	69	2:00.882	17.059
16	2:47.429	1.923	16	2:02.162	2.291	69	2:00.813	11.639	69	2:00.813	11.639	44	2:01.823	18.737	44	2:01.823	18.737
68	2:46.042	2.100	81	2:01.164	2.896	93	2:02.005	13.392	93	2:02.005	13.392	16	2:00.936	20.849	16	2:00.936	20.849
81	2:45.615	2.395	11	2:00.698	3.999	9	2:01.723	14.692	9	2:01.723	14.692	93	2:02.879	21.202	93	2:02.879	21.202
44	2:44.948	2.610	14	2:01.413	4.131	28	2:02.250	17.364	28	2:02.250	17.364	9	2:02.602	21.979	9	2:02.602	21.979
14	2:43.967	2.849	44	2:01.554	5.944	16	2:00.074	19.039	16	2:00.074	19.039	28	2:02.135	26.569	28	2:02.135	26.569
93	2:43.338	3.333	93	2:01.956	7.136	43	2:03.952	26.465	43	2:03.952	26.465	21	2:03.160	40.750	21	2:03.160	40.750
69	2:42.827	3.560	69	2:01.410	7.522	21	2:04.295	27.468	21	2:04.295	27.468	43	2:03.769	41.236	43	2:03.769	41.236
43	2:41.594	3.909	28	2:01.711	10.187	25	2:00.860	1 Lap	25	2:00.860	1 Lap	25	2:01.041	1 Lap	25	2:01.041	1 Lap
28	2:41.603	5.219	9	2:01.606	10.310												
11	2:40.954	5.375	43	2:03.438	13.001												
9	2:40.465	5.778	21	2:02.396	15.254												
21	2:39.381	8.489	25	4:13.079	1 Lap												
Lap 3			Lap 6			Lap 9			Lap 12			Lap 15			Lap 18		
4	2:02.273		24	2:00.991		24	2:00.260		24	2:00.210		24	2:00.210		24	2:00.210	
67	2:02.980	0.520	4	2:00.979	0.361	68	2:01.029	2.834	68	1:59.517	0.713	68	1:59.517	0.713	68	1:59.517	0.713
24	2:02.286	0.680	68	2:00.199	0.733	4	2:01.313	3.115	4	2:02.516	8.819	4	2:02.516	8.819	4	2:02.516	8.819
16	2:02.108	1.571	44	2:02.917	7.870	69	2:01.431	12.810	69	2:01.642	18.491	69	2:01.642	18.491	69	2:01.642	18.491
68	2:02.530	2.170	67	2:02.382	8.423	44	2:02.338	13.423	44	2:02.167	20.694	44	2:02.167	20.694	44	2:02.167	20.694
81	2:03.006	2.941	93	2:02.635	8.780	93	2:01.524	14.656	93	2:02.340	23.332	16	2:00.485	21.124	16	2:00.485	21.124
14	2:03.135	3.524	69	2:02.494	9.025	9	2:01.317	15.749	9	2:01.915	23.684	93	2:02.340	23.332	93	2:02.340	23.332
44	2:04.236	4.386	28	2:03.622	12.818	16	2:00.523	19.302	16	2:01.915	23.684	9	2:01.915	23.684	9	2:01.915	23.684
11	2:02.467	5.382	11	2:13.178	16.186	28	2:02.971	20.075	28	2:03.714	30.073	28	2:03.714	30.073	28	2:03.714	30.073
93	2:04.782	5.655	43	2:06.040	18.050	43	2:03.747	29.952	43	2:03.453	43.993	21	2:03.453	43.993	21	2:03.453	43.993
69	2:05.227	6.327	16	2:17.927	19.227	21	2:03.142	30.350	21	2:03.337	44.363	43	2:03.337	44.363	43	2:03.337	44.363
43	2:05.983	7.432	21	2:06.591	20.854	25	2:00.438	1 Lap	25	2:00.851	1 Lap	25	2:00.851	1 Lap	25	2:00.851	1 Lap
28	2:05.246	8.005	81	2:27.623	29.528												
9	2:05.172	8.490	25	2:01.749	1 Lap												
21	2:05.507	11.536															
25	3:30.181	1:28.906															
Lap 4			Lap 7			Lap 10			Lap 13			Lap 16			Lap 19		
24	2:00.558		24	2:00.558		24	2:00.169		24	2:00.210		24	2:00.210		24	2:00.210	
4	2:00.786	0.589	4	2:00.786	0.589	68	1:59.427	2.092	68	1:59.517	0.713	68	1:59.517	0.713	68	1:59.517	0.713




TCR Italy Touring Car Championship

ACI Racing Weekend 06-08 Novembre 2020

Race 2

Sector Analysis

Invalidated Lap							Personal Best							Session Best							Crossing the pit lane						
Lap	Time	Sector 1	Sector 2	Sector 3	T.Sp	Elapsed	Lap	Time	Sector 1	Sector 2	Sector 3	T.Sp	Elapsed	Lap	Time	Sector 1	Sector 2	Sector 3	T.Sp	Elapsed	Lap	Time	Sector 1	Sector 2	Sector 3	T.Sp	Elapsed
3 Simone PELLEGRINELLI ITA							Girasole Cupra Leon Compet. TCR							2 2:47.429 1:07.345 50.001 50.083 95.5 5:48.522							3 2:02.108 39.247 41.466 41.395 217.9 7:50.630						
1	4:11.213B	2:18.892	53.317	59.004	179.4	4:11.213	4	2:01.114	38.673	40.613	41.828	225.1	9:51.744	5	2:02.162	39.584	41.095	41.483	233.8	11:53.906	6	2:17.927	53.993	41.149	42.785	230.3	14:11.833
4 Salvatore TAVANO ITA							Girasole Cupra Leon Compet. TCR							7 2:00.364 38.698 40.534 41.132 228.9 16:12.197							8 2:00.074 38.518 40.423 41.133 238.4 18:12.271						
1	2:58.624	42.037	58.959	1:17.628	191.7	2:58.624	9	2:00.523	38.318	40.344	41.861	237.4	20:12.794	10	2:00.342	38.591	40.675	41.076	236.3	22:13.136	11	2:00.026	38.469	40.417	41.140	234.3	24:13.162
2	2:48.162	1:07.203	50.246	50.713	113.6	5:46.786	12	2:00.936	38.662	40.887	41.387	220.1	26:14.098	13	2:00.485	38.411	40.350	41.724	234.3	28:14.583							
3	2:02.273	39.529	40.930	41.814	248.2	7:49.059	21 Nicola GUIDA ITA							Girasole Cupra Leon Compet. TCR													
4	2:01.232	38.634	40.909	41.689	244.3	9:50.291	1	3:15.707	45.767	1:35.321	54.619	201.3	3:15.707	2	2:39.381	1:04.600	48.698	46.083	112.2	5:55.088	3	2:05.507	40.062	42.068	43.377	211.9	8:00.595
5	2:01.697	38.608	40.502	42.587	244.3	11:51.988	4	2:03.878	39.172	41.665	43.041	236.9	10:04.473	5	2:02.396	38.733	41.190	42.473	237.4	12:06.869	6	2:06.591	40.077	41.100	45.414	221.9	14:13.460
6	2:00.979	38.783	40.991	41.205	241.6	13:52.967	7	2:02.945	38.851	41.550	42.544	242.1	16:16.405	8	2:04.295	38.853	42.721	42.721	218.3	18:20.700	9	2:03.142	38.757	42.004	42.381	221.9	20:23.842
7	2:00.786	38.727	40.714	41.345	237.4	15:53.753	10	2:03.687	39.963	41.410	42.314	240.5	22:27.529	11	2:03.310	39.037	42.059	42.214	225.6	24:30.839	12	2:03.160	38.867	41.603	42.690	238.9	26:33.999
8	2:01.541	39.344	40.542	41.655	233.8	17:55.294	13	2:03.453	38.722	41.904	42.827	243.8	28:37.452	24 Jonathan GIACON ITA							MM Motorsport Honda Civic FK7 TCR						
9	2:01.313	38.954	40.626	41.733	238.9	19:56.607	1	2:59.533	42.578	58.949	1:18.006	193.8	2:59.533	2	2:47.920	1:07.529	49.536	50.855	99.2	5:47.453	3	2:02.286	39.161	41.416	41.709	221.9	7:49.739
10	2:01.342	39.122	40.680	41.540	233.3	21:57.949	4	2:01.103	38.986	40.184	41.933	226.0	9:50.842	5	2:00.773	38.432	40.192	42.149	241.1	11:51.615	6	2:00.991	38.881	40.365	41.745	243.2	13:52.606
11	2:00.900	38.725	40.756	41.419	245.4	23:58.849	7	2:00.558	38.629	40.345	41.584	244.3	15:53.164	8	2:00.068	38.504	40.172	41.392	244.3	17:53.232	9	2:00.260	38.676	40.249	41.335	246.0	19:53.492
12	2:00.913	38.550	40.913	41.450	246.5	25:59.762	10	2:00.169	38.495	40.436	41.238	239.5	21:53.661	11	1:59.759	38.376	40.161	41.222	243.8	23:53.420	12	1:59.829	38.339	40.309	41.181	244.9	25:53.249
13	2:02.516	38.876	41.548	42.092	237.4	28:02.278	13	2:00.210	38.374	40.428	41.408	246.0	27:53.459	25 Alessandro GIARDELLI ITA							MM Motorsport Honda Civic FK7 TCR						
9 Matteo POLONI ITA							Audi RS3 LMS							1	3:00.260	43.154	59.108	1:17.998	193.8	3:00.260	2	2:47.524	1:07.415	49.870	50.239	88.5	5:47.784
1	3:11.912	46.049	1:05.900	1:19.963	182.7	3:11.912	4	4:13.079	2:48.419	42.210	42.450	184.3	13:31.044	5	2:01.749	39.096	41.070	41.583	241.1	15:32.793	6	2:01.213	38.893	40.713	41.607	241.6	17:34.006
2	2:40.465	1:07.460	46.698	46.307	110.6	5:52.377	7	2:00.860	38.829	40.631	41.400	242.7	19:34.866	8	2:00.438	38.651	40.399	41.388	243.2	21:35.304	9	2:00.373	38.748	40.501	41.124	243.2	23:35.677
3	2:05.172	40.064	42.298	42.810	198.0	7:57.549	10	2:00.861	38.644	40.714	41.503	241.6	25:36.538														
4	2:02.770	39.172	41.256	42.342	207.1	10:00.319	11 Felice JELMINI ITA							Hyundai i30 N TCR													
5	2:01.606	38.671	41.351	41.584	219.2	12:01.925	1	3:11.020	48.759	1:02.307	1:19.954	193.1	3:11.020	2	2:40.954	1:07.279	47.007	46.668	118.9	5:51.974	3	2:02.467	39.021	41.590	41.856	237.4	7:54.441
6	2:03.065	39.778	41.443	41.844	226.5	14:04.990	4	2:00.475	38.442	40.734	41.299	238.4	9:54.916	5	2:00.698	38.452	40.763	41.483	237.9	11:55.614	6	2:13.178B	38.728	40.751	53.699	243.8	14:08.792
7	2:01.211	38.946	40.999	41.266	224.6	16:06.201	11	2:02.602	39.047	41.712	41.843	214.9	26:15.228	14 Igor STEFANOVSKI MKD							AKK Stefanovski Hyundai i30 N TCR						
8	2:01.723	39.179	41.011	41.533	221.4	18:07.924	1	3:05.481	46.695	59.150	1:19.636	198.0	3:05.481	2	2:43.967	1:07.971	48.023	47.973	95.6	5:49.448	3	2:03.135	40.080	41.400	41.655	220.5	7:52.583
9	2:01.317	38.818	41.024	41.475	222.3	20:09.241	4	2:01.750	39.225	40.317	42.208	228.4	9:54.333	5	2:01.413	38.567	41.083	41.763	227.9	11:55.746							
10	2:01.577	38.842	41.066	41.669	227.9	22:10.818	16 Ronnie VALORI ITA							BF Motorsport Audi RS3 LMS													
11	2:01.808	39.108	41.208	41.492	221.0	24:12.626	1	3:01.093	43.810	59.158	1:18.125	191.1	3:01.093														
12	2:02.602	39.047	41.712	41.843	214.9	26:15.228																					
13	2:01.915	38.966	41.272	41.677	221.4	28:17.143																					




TCR Italy Touring Car Championship

ACI Racing Weekend 06-08 Novembre 2020

Race 2

Sector Analysis

Invalidated Lap							Personal Best							Session Best							Crossing the pit lane						
Lap	Time	Sector 1	Sector 2	Sector 3	T.Spd	Elapsed	Lap	Time	Sector 1	Sector 2	Sector 3	T.Spd	Elapsed	Lap	Time	Sector 1	Sector 2	Sector 3	T.Spd	Elapsed	Lap	Time	Sector 1	Sector 2	Sector 3	T.Spd	Elapsed
11	2:01.041	38.770	40.824	41.447	242.7	27:37.579	5	2:02.159	39.395	40.364	42.400	233.8	11:53.647	6	2:07.382	41.608	40.322	45.452	232.3	14:01.029	7	2:44.578B	1:03.571	47.632	53.375	228.4	16:45.607
12	2:00.851	38.710	40.813	41.328	243.2	29:38.430																					
<div>28</div> Federico PAOLINOITA							<div>68</div> Eric BRIGLIADORIITA							<div>69</div> Francesca RAFFAELEITA							<div>81</div> Damiano REDUZZIITA						
Cupra Leon Compet. TCR							BF MotorsportAudi RS3 LMS SEQ							Target CompetitionHyundai i30 N TCR							Trico WrtHyundai i30 N TCR						
1	3:10.215	48.526	1:01.936	1:19.753	177.1	3:10.215	1	3:02.657	43.958	59.619	1:19.080	190.4	3:02.657	1	3:07.332	46.702	1:00.411	1:20.219	177.1	3:07.332	1	3:04.261	46.167	59.115	1:18.979	195.2	3:04.261
2	2:41.603	1:07.571	46.950	47.082	106.1	5:51.818	2	2:46.042	1:07.564	48.885	49.593	88.2	5:48.699	2	2:42.827	1:07.654	48.135	47.038	108.2	5:50.159	2	2:44.948	1:08.165	48.558	48.225	96.9	5:49.209
3	2:05.246	39.908	42.689	42.649	208.3	7:57.064	3	2:02.530	39.436	41.527	41.567	204.4	7:51.229	3	2:05.227	40.371	42.776	42.080	209.5	7:55.386	3	2:04.236	40.283	42.071	41.882	217.4	7:53.445
4	2:03.027	38.953	41.625	42.449	216.1	10:00.091	4	2:00.924	38.717	40.381	41.826	220.5	9:52.153	4	2:02.341	39.303	41.190	41.848	234.8	9:57.727	4	2:02.560	39.023	41.538	41.999	221.4	9:56.005
5	2:01.711	38.422	41.131	42.158	243.8	12:01.802	5	2:00.987	39.137	40.590	41.260	218.3	11:53.140	5	2:02.341	39.303	41.190	41.848	234.8	9:57.727	5	2:01.554	38.861	41.023	41.670	228.9	11:57.559
6	2:03.622	39.007	41.386	43.229	246.5	14:05.424	6	2:00.199	38.630	40.288	41.281	225.6	13:53.339	6	2:01.410	38.758	40.897	41.755	238.4	11:59.137	6	2:02.917	39.210	41.163	42.544	239.5	14:00.476
7	2:02.922	38.927	41.625	42.370	219.6	16:08.346	7	2:00.622	38.490	40.852	41.280	221.0	15:53.961	7	2:02.494	39.085	41.264	42.145	234.3	14:01.631	7	2:01.959	39.131	41.075	41.753	227.4	16:02.435
8	2:02.250	38.635	41.356	42.259	233.8	18:10.596	8	2:01.336	39.267	40.447	41.622	233.8	17:55.297	8	2:02.427	39.308	40.920	42.199	220.1	16:04.058	8	2:02.142	39.114	41.250	41.778	229.9	18:04.577
9	2:02.971	38.408	41.479	43.084	241.1	20:13.567	9	2:01.029	39.055	40.583	41.391	224.2	19:56.326	9	2:00.813	38.738	40.641	41.434	237.4	18:04.871	9	2:02.338	39.292	41.182	41.864	234.8	20:06.915
10	2:02.300	38.861	41.187	42.252	227.9	22:15.867	10	1:59.427	38.384	39.878	41.165	236.3	21:55.753	10	2:01.410	38.758	40.897	41.755	238.4	11:59.137	10	2:01.580	38.954	40.962	41.664	226.0	22:08.495
11	2:01.816	38.393	41.254	42.169	242.7	24:17.683	11	1:59.628	38.492	40.215	40.921	232.3	23:55.381	11	2:01.425	38.753	40.857	41.815	233.3	22:07.727	11	2:01.668	38.923	41.025	41.720	226.5	24:10.163
12	2:02.135	38.644	41.207	42.284	233.8	26:19.818	12	1:59.274	38.260	39.881	41.133	233.3	25:54.655	12	2:01.699	38.990	40.983	41.726	244.9	24:09.426	12	2:01.823	39.014	40.969	41.840	222.3	26:11.986
13	2:03.714	38.717	41.881	43.116	241.1	28:23.532	13	1:59.517	38.405	40.166	40.946	232.8	27:54.172	13	2:00.882	38.746	40.623	41.513	242.1	26:10.308	13	2:02.167	39.450	41.054	41.663	225.6	28:14.153
<div>43</div> Riccardo ROMAGNOLIITA							<div>69</div> Francesca RAFFAELEITA							<div>81</div> Damiano REDUZZIITA							<div>93</div> Mauro L. GUASTAMACCHIAITA						
Volkswagen Golf GTI DSG TCR							Target CompetitionHyundai i30 N TCR							Trico WrtHyundai i30 N TCR							Hyundai i30 N TCR Seq.						
1	3:08.914	48.707	1:00.609	1:19.598	186.2	3:08.914	1	3:07.332	46.702	1:00.411	1:20.219	177.1	3:07.332	1	3:03.379	44.215	1:00.116	1:19.048	199.1	3:03.379	1	2:56.645	41.844	58.020	1:16.781	189.4	2:56.645
2	2:41.594	1:07.310	47.419	46.865	117.0	5:50.508	2	2:42.827	1:07.654	48.135	47.038	108.2	5:50.159	2	2:45.615	1:07.810	48.659	49.146	84.5	5:48.994	2	2:49.954	1:07.238	50.811	51.905	98.3	5:46.599
3	2:05.983	40.539	42.829	42.615	210.7	7:56.491	3	2:05.227	40.371	42.776	42.080	209.5	7:55.386	3	2:05.227	40.371	42.776	42.080	209.5	7:55.386	3	2:02.980	39.890	41.401	41.689	238.4	7:49.579
4	2:04.687	39.205	41.854	43.628	228.9	10:01.178	4	2:02.341	39.303	41.190	41.848	234.8	9:57.727	4	2:01.347	39.103	40.604	41.640	221.4	9:53.347	4	2:01.909	38.668	40.497	42.744	244.9	9:51.488
5	2:03.438	39.353	41.818	42.267	222.8	12:04.616	5	2:01.410	38.758	40.897	41.755	238.4	11:59.137	5	2:00.882	38.746	40.623	41.513	242.1	26:10.308	5	2:01.554	38.861	41.023	41.670	228.9	11:57.559
6	2:06.040	40.480	42.587	42.973	233.8	14:10.656	6	2:02.494	39.085	41.264	42.145	234.3	14:01.631	6	2:01.642	38.786	40.916	41.940	238.9	28:11.950	6	2:02.917	39.210	41.163	42.544	239.5	14:00.476
7	2:05.089	40.053	41.917	43.119	230.3	16:15.745	7	2:02.427	39.308	40.920	42.199	220.1	16:04.058	7	2:02.427	39.308	40.920	42.199	220.1	16:04.058	7	2:01.959	39.131	41.075	41.753	227.4	16:02.435
8	2:03.952	39.444	41.974	42.534	230.8	18:19.697	8	2:00.813	38.738	40.641	41.434	237.4	18:04.871	8	2:02.494	39.085	41.264	42.145	234.3	14:01.631	8	2:02.142	39.114	41.250	41.778	229.9	18:04.577
9	2:03.747	39.478	41.802	42.467	219.2	20:23.444	9	2:01.431	38.457	40.972	42.002	243.2	20:06.302	9	2:01.425	38.753	40.857	41.815	233.3	22:07.727	9	2:02.338	39.292	41.182	41.864	234.8	20:06.915
10	2:03.456	39.506	41.635	42.315	231.3	22:26.900	10	2:01.410	38.758	40.897	41.755	238.4	11:59.137	10	2:01.699	38.990	40.983	41.726	244.9	24:09.426	10	2:01.580	38.954	40.962	41.664	226.0	22:08.495
11	2:03.816	39.522	41.769	42.525	229.4	24:30.716	11	2:01.425	38.753	40.857	41.815	233.3	22:07.727	11	2:00.882	38.746	40.623	41.513	242.1	26:10.308	11	2:01.668	38.923	41.025	41.720	226.5	24:10.163
12	2:03.769	39.507	41.801	42.461	226.5	26:34.485	12	2:01.642	38.786	40.916	41.940	238.9	28:11.950	12	2:00.882	38.746	40.623	41.513	242.1	26:10.308	12	2:01.823	39.014	40.969	41.840	222.3	26:11.986
13	2:03.337	39.130	41.733	42.474	228.4	28:37.822	13	2:01.642	38.786	40.916	41.940	238.9	28:11.950	13	2:01.642	38.786	40.916	41.940	238.9	28:11.950	13	2:02.167	39.450	41.054	41.663	225.6	28:14.153
<div>44</div> Michele IMBERTIITA							<div>81</div> Damiano REDUZZIITA							<div>93</div> Mauro L. GUASTAMACCHIAITA													
Elite MotorsportCupra TCR DSG							Trico WrtHyundai i30 N TCR							Hyundai i30 N TCR													
1	3:04.261	46.167	59.115	1:18.979	195.2	3:04.261	1	3:03.379	44.215	1:00.116	1:19.048	199.1	3:03.379	1	3:06.594	47.366	59.323	1:19.905	184.6	3:06.594	1	2:56.645	41.844	58.020	1:16.781	189.4	2:56.645
2	2:44.948	1:08.165	48.558	48.225	96.9	5:49.209	2	2:45.615	1:07.810	48.659	49.146	84.5	5:48.994	2	2:43.338	1:07.573	47.975	47.790	107.3	5:49.932	2	2:49.954	1:07.238	50.811	51.905	98.3	5:46.599
3	2:04.236	40.283	42.071	41.882	217.4	7:53.445	3	2:03.006	40.062	41.165	41.779	209.1	7:52.000	3	2:04.782	40.291	42.153	42.338	220.1	7:54.714	3	2:02.980	39.890	41.401	41.689	238.4	7:49.579
4	2:02.560	39.023	41.538	41.999	221.4	9:56.005	4	2:01.347	39.103	40.604	41.640	221.4	9:53.347	4	2:02.081	39.171	41.143	41.767	230.3	9:56.795	4	2:01.909	38.668	40.497	42.744	244.9	9:51.488
5	2:01.554	38.861	41.023	41.670	228.9	11:57.559	5	2:00.987	39.137	40.590	41.260	218.3	11:53.140	5	2:01.956	38.927	41.246	41.783	230.3	11:58.751	5	2:01.554	38.861	41.023	41.670	228.9	11:57.559
6	2:02.917	39.210	41.163	42.544	239.5	14:00.476	6	2:02.427	39.308	40.920	42.199	220.1	16:04.058	6	2:02.635	39.248	41.097	42.290	236.9	14:01.386	6	2:02.917	39.210	41.163	42.544	239.5	14:00.476
7	2:01.959	39.131	41.075	41.753	227.4	16:02.435	7	2:02.427	39.308	40.920	42.199	220.1	16:04.058	7	2:03.233	39.360	41.006	42.867	227.9	16:04.619	7	2:01.959	39.131	41.075	41.753	227.4	16:02.435
8	2:02.142	39.114	41.250	41.778	229.9	18:04.577	8	2:02.427	39.308	40.920	42.199	220.1	16:04.058	8	2:02.005	38.801	41.372	41.832	237.9	18:06.624	8	2:02.142	39.114	41.250	41.778	229.9	18:04.577
9	2:02.338	39.292	41.182	41.864	234.8	20:06.915	9	2:01.431	38.457	40.972	42.002	243.2	20:06.302	9	2:01.524	38.818	40.904	41.802	228.9	20:08.148	9	2:02.338	39.292	41.182	41.864	234.8	20:06.915
10	2:01.580	38.954	40.962	41.664	226.0	22:08.495	10	2:01.410	38.758	40.897	41.755	238.4	11:59.137	10	2:01.717	39.044	40.791	41.882	236.9	22:09.866	10	2:01.580	38.954	40.962	41.664	226.0	22:08.495
11	2:01.668	38.923	41.025	41.720	226.5	24:10.163	11	2:01.699	38.990																		



TCR Italy Touring Car Championship

ACI Racing Weekend 06-08 Novembre 2020

Race 2

Sector Analysis

<div><div>Invalidated Lap</div><div>Personal Best</div><div>Session Best</div><div>Crossing the pit lane</div></div>													
Lap	Time	Sector 1	Sector 2	Sector 3	T.Spd	Elapsed	Lap	Time	Sector 1	Sector 2	Sector 3	T.Spd	Elapsed
11	2:01.707	38.802	40.906	41.999	244.3	24:11.572							
12	2:02.879	39.181	41.570	42.128	230.8	26:14.451							
13	2:02.340	38.896	41.279	42.165	241.1	28:16.791							